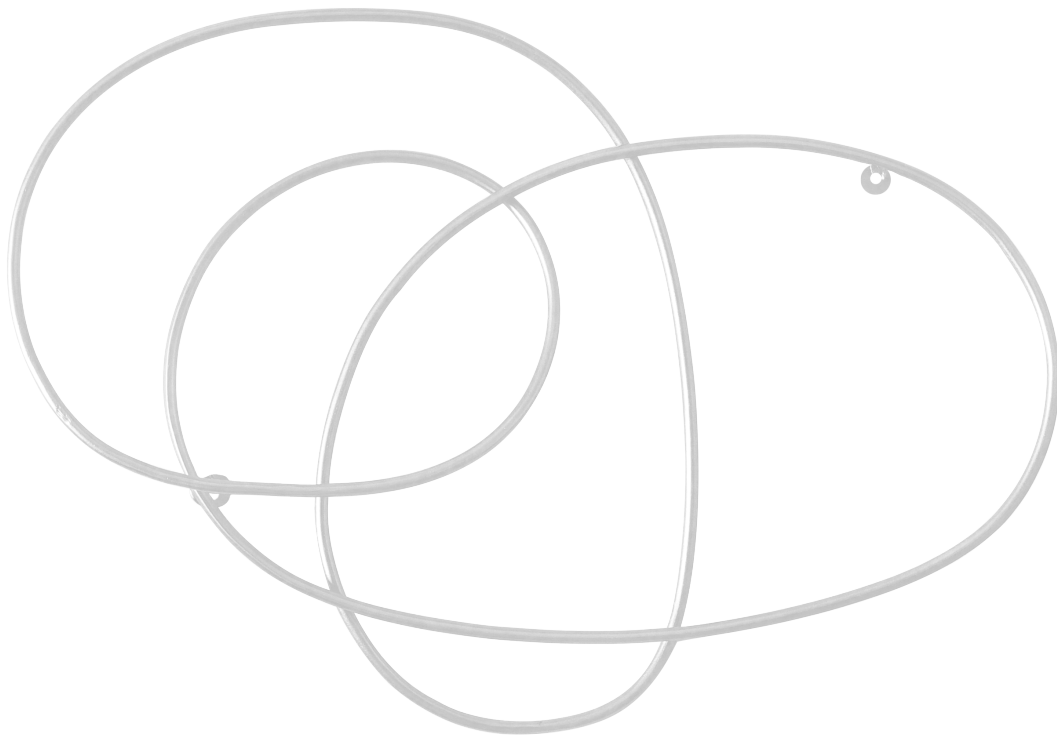


# Whirl Wall Sculpture

URS102WHT

URBAN  
ROAD

— URBANROAD.COM.AU



An intricately structured iron sculpture that features a looping line. Pairs with Coil sculpture. Available in black, white or gold.

**CARE INSTRUCTIONS:** Dust as needed with a soft, slightly damp microfibre cloth. Do not use chemicals. Not suitable for outdoor use.

**SPECIFICS:**

**Dimensions (LxWxD):** 60x43x5.5cm

**Hanging System:** Sits 2.5cm from wall

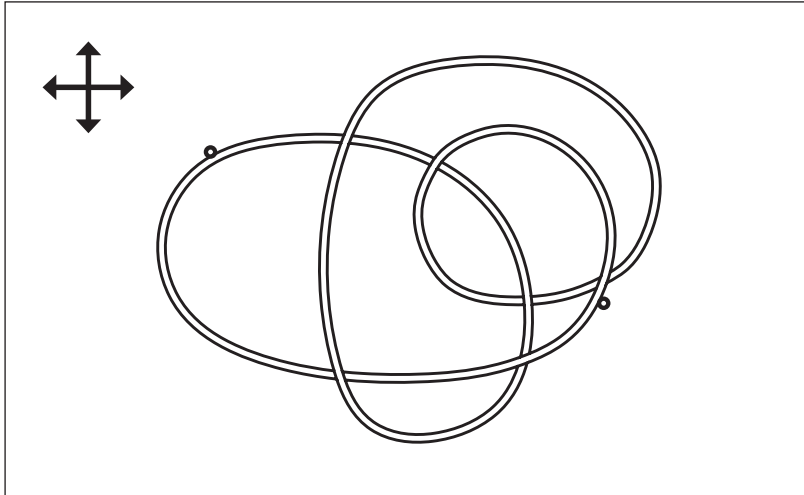
**Material:** Iron

**Finish:** Matt

**Colour:** White

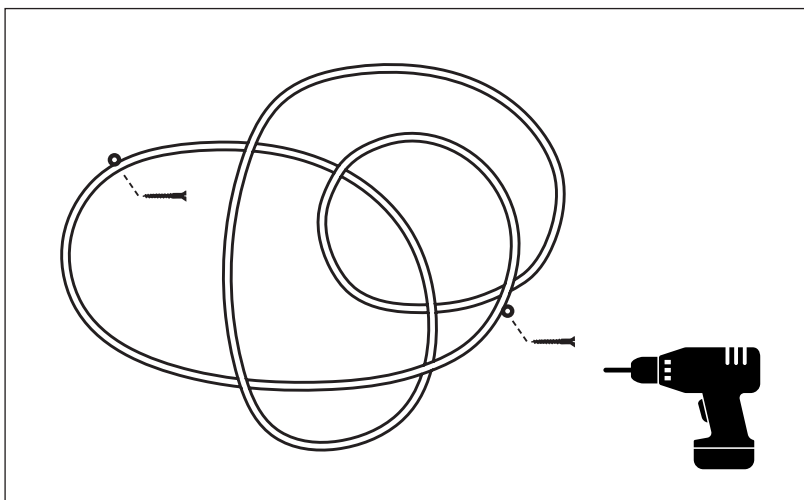
# Installation Guide

Please note that different wall types require specific screws and plugs to ensure structural integrity. We recommend that the sculpture is installed by a professional art installer. Please consult with a professional before installation.



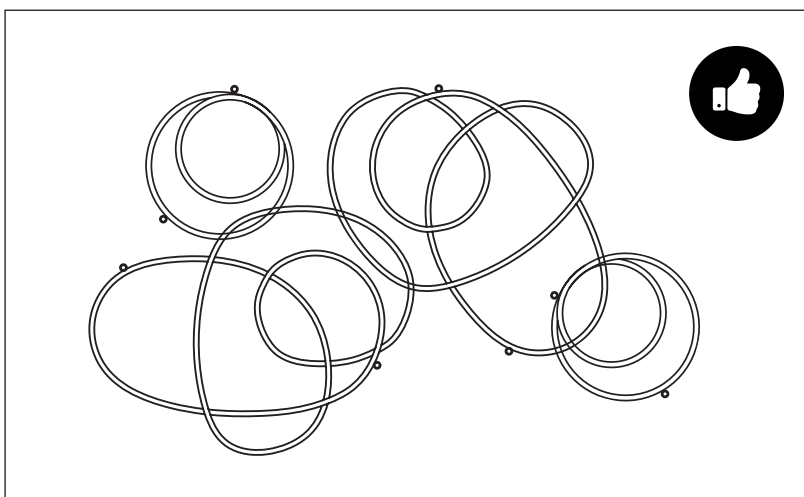
## **STEP 1:**

Hold up the Whirl Wall Sculpture at the desired position and angle on your wall.



## **STEP 2:**

Using a drill, screw straight into the wall through the corresponding hanging fixtures in the sculpture.



## **STEP 3:**

Repeat process as necessary with additional Whirl and Coil Wall Sculptures to build up your feature.